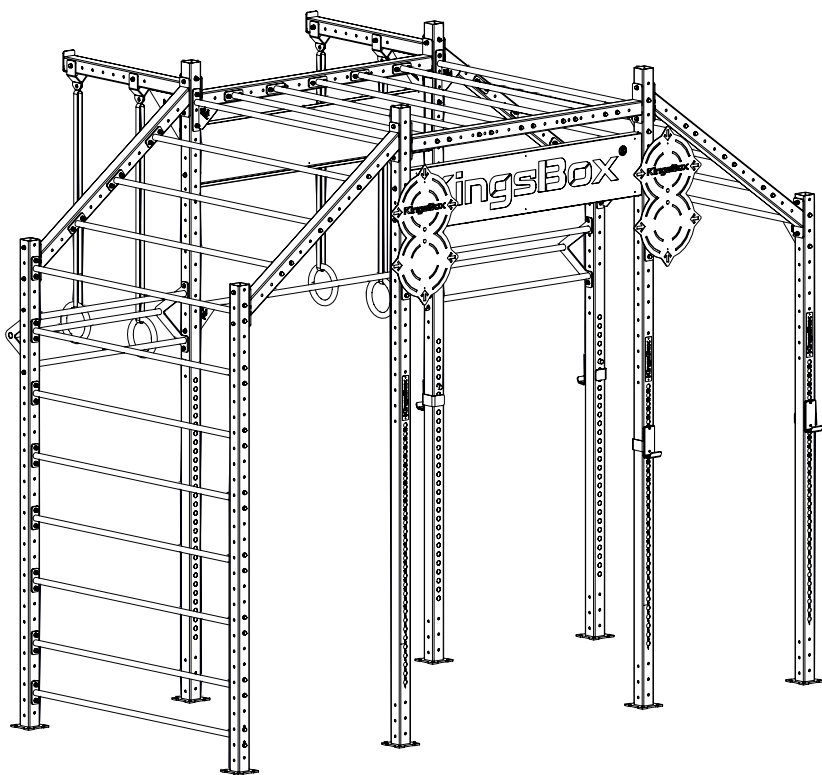


# Mighty Monkey Arch



**KingsBox<sup>®</sup>**

**BUILDING BETTER HUMANS**

## **ATTENZIONE!**

**Se la struttura non viene fissata a terra e/o al muro, puo' rib-altarsi e/o provocare danni a persone o oggetti in immediata vicinanza.**

I bulloni per il fissaggio del rig a muro e/o al pavimento non sono inclusi nel pacco, in quanto per diversi tipi di muro 7 pavim-entazione bisogna utilizzare diversi tipi di bulloni d'ancoraggio.

-----

## **OPOZORILO!**

**Če se struktura prevrne, lahko pride do resnih telesnih poškodb. Da bi preprečili nevarnost, da se ta struktura prevrne, mora biti pritrjena na steno in / ali v tla.**

Vijaki za pritrjevanje strukture na steno oz. tla niso priloženi, saj različne sestave zidov oz. tal zahtevajo različne vrste pritrdilnih elementov. Uporabite take, ki ustrezajo sestavi vaše stene oz. tal.

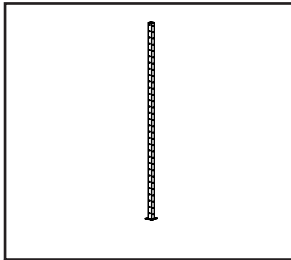
-----

## **WARNING!**

**If the structure is not secured to the ground and / or to the wall, it may overturn and / or cause damage to person or object in the immediate vicinity.**

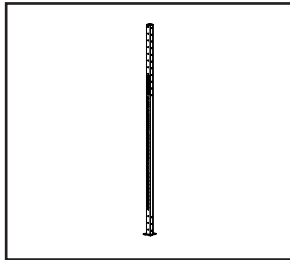
The fixing bolts for wall and / or floor are not included in the pack-  
age, since different types of anchor bolts must be used for dif-  
fer-ent wall / floor types.

# Assembly elements:



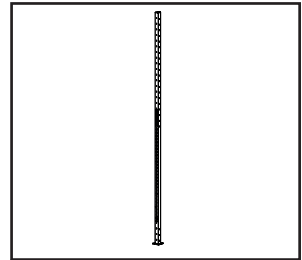
**Position: 1**

Upright F 2750 Stall



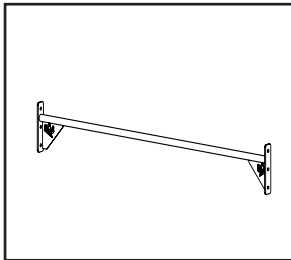
**Position: 2**

Upright F 2750 KB



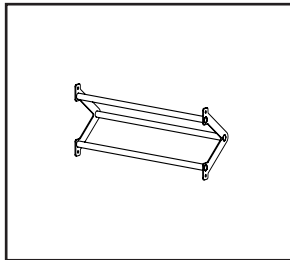
**Position: 3**

Upright F 3600 KB



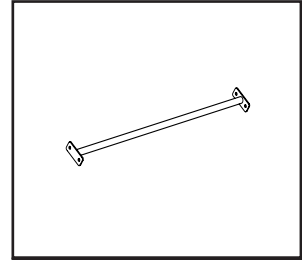
**Position: 4**

PU Bar s 1700



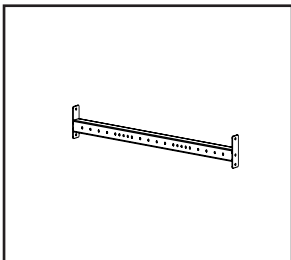
**Position: 5**

Triangle Bar S 1100



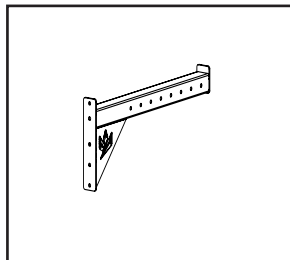
**Position: 6**

PU Bar Monkey S  
1700



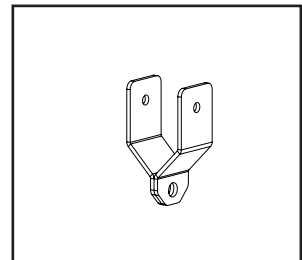
**Position: 7**

Universal Profile  
1700



**Position: 8**

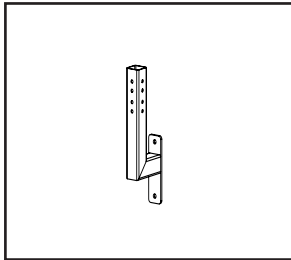
Royal Branch F



**Position: 9**

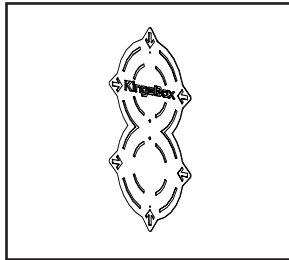
Iron Hand Mighty

# Assembly elements:



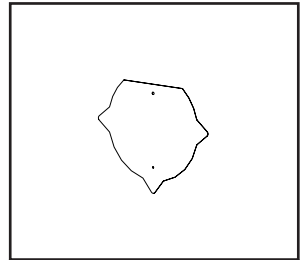
**Position: 10**

**WB III. Holder S**



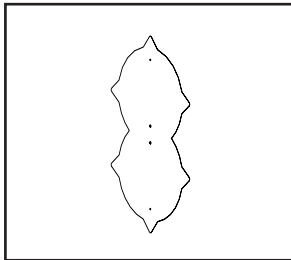
**Position: 11**

**WB Double Target**



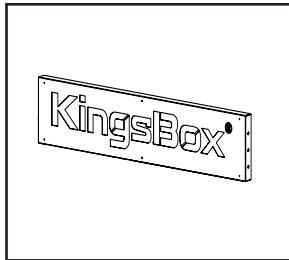
**Position: 12**

**WB Color Plate**



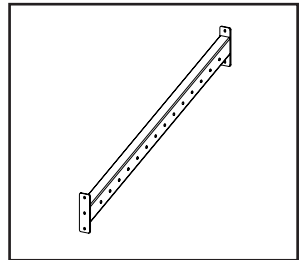
**Position: 13**

**WB Color Back Plate  
Double Target**



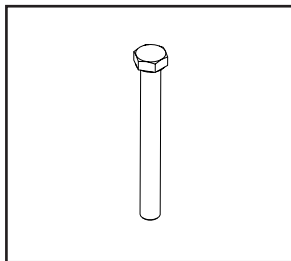
**Position: 14**

**KingsBox Table  
1700**



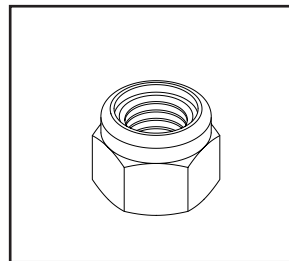
**Position: 15**

**Monkey 65° 1100 F**



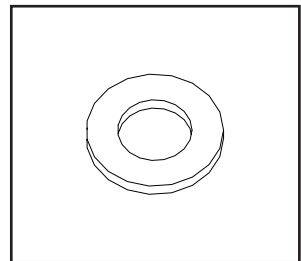
**Position: A**

**M12x110**



**Position: B**

**M12 Nuts**



**Position: C**

**M12 Washer**



**Position: D**

**M8x80 Torban**



**Position: E**

**M8 Washer**



**Position: F**

**M8 Nuts**

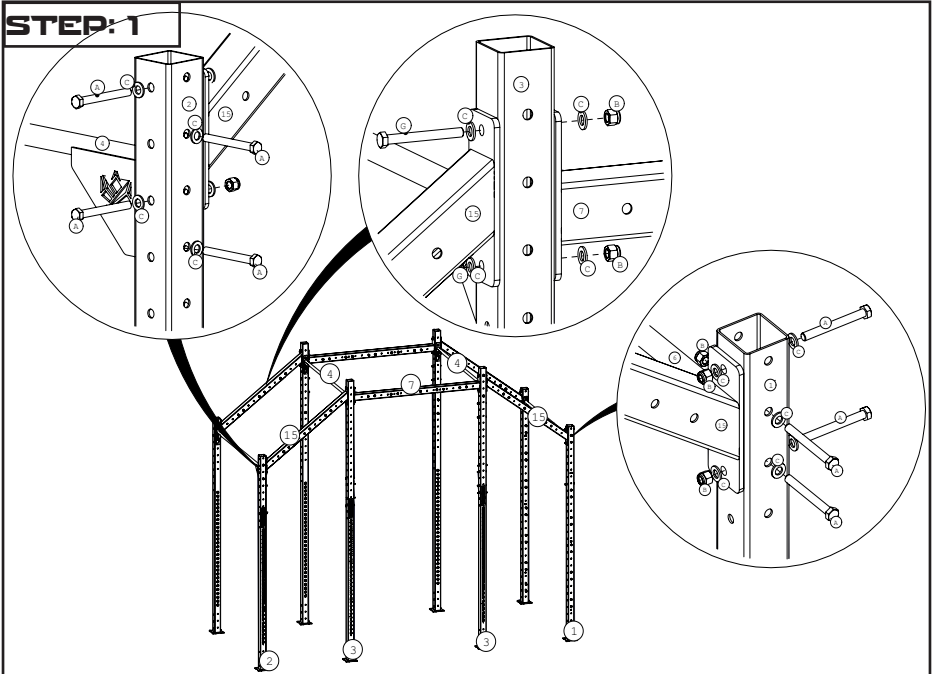


**Position: G**

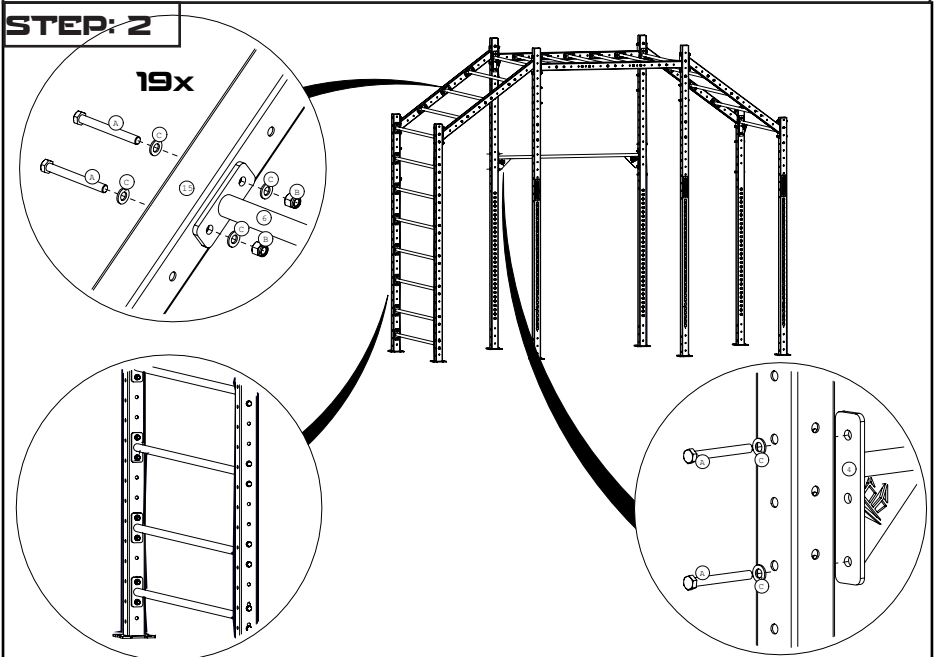
**M12x120**

# Assembly instruction:

## STEP: 1

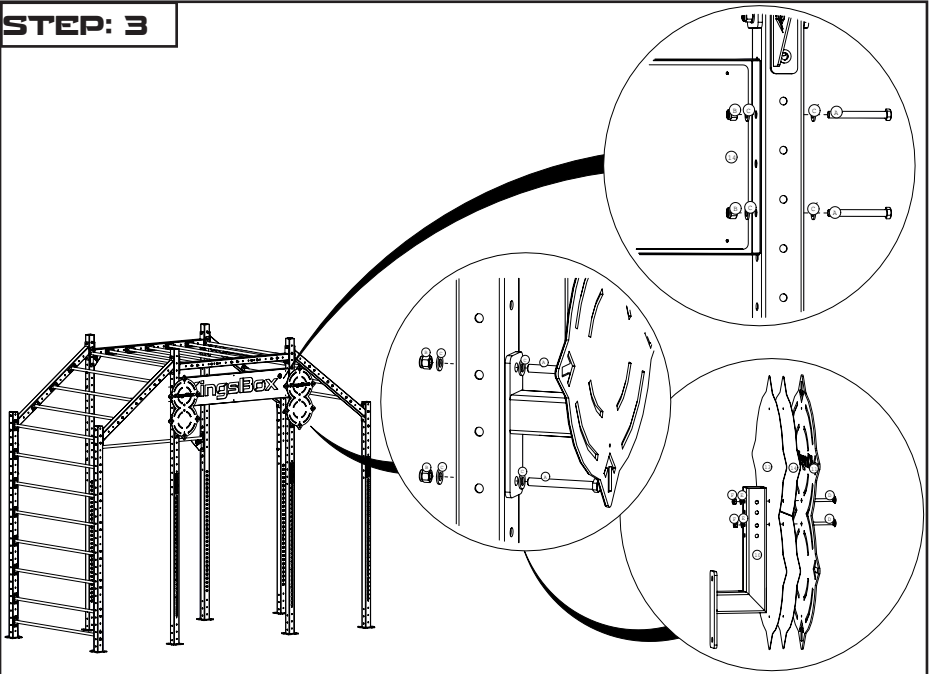


## STEP: 2



# Assembly instruction:

## STEP: 3



## STEP: 4

