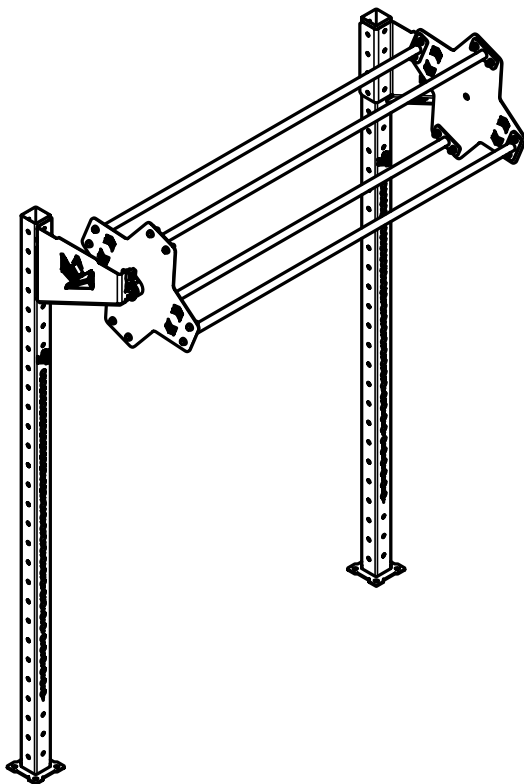


Rotating PU Bar 1700



KingsBox®

BUILDING BETTER HUMANS

ATTENZIONE!

Se la struttura non viene fissata a terra e/o al muro, può rib-altarsi e/o provocare danni a persone o oggetti in immediata vicinanza.

I bulloni per il fissaggio del rig a muro e/o al pavimento non sono inclusi nel pacco, in quanto per diversi tipi di muro e pavimentazione bisogna utilizzare diversi tipi di bulloni d'ancoraggio.

OPOZORILO!

Če se struktura prevrne, lahko pride do resnih telesnih poškodb. Da bi preprečili nevarnost, da se ta struktura prevrne, mora biti pritrjena na steno in / ali v tla.

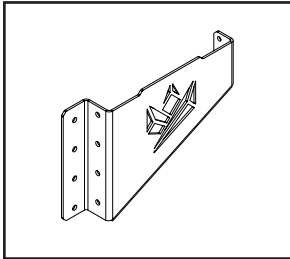
Vijaki za pritrjevanje strukture na steno oz. tla niso priloženi, saj različne sestave zidov oz. tal zahtevajo različne vrste pritrdilnih elementov. Uporabite take, ki ustrezajo sestavi vaše stene oz. tal.

WARNING!

If the structure is not secured to the ground and / or to the wall, it may overturn and / or cause damage to person or object in the immediate vicinity.


The fixing bolts for wall and / or floor are not included in the pack-age, since different types of anchor bolts must be used for different wall / floor types.

Assembly elements:



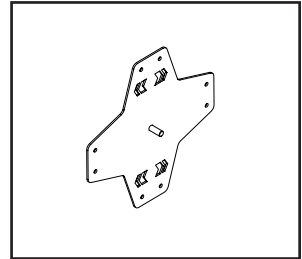
Position 1

Rotating PU Bar
Beam_L



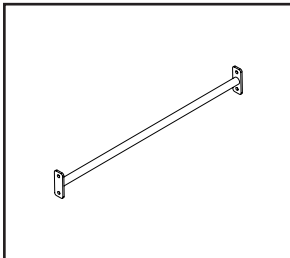
Position 2

Rotating PU Bar
Beam_D



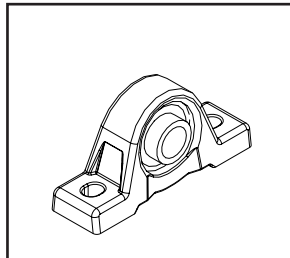
Position 3

Rotating Plate



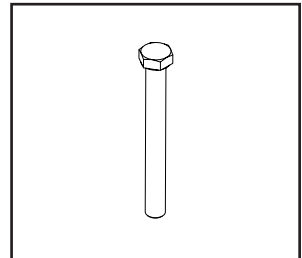
Position 4

PU Bar Monkey S
1700v



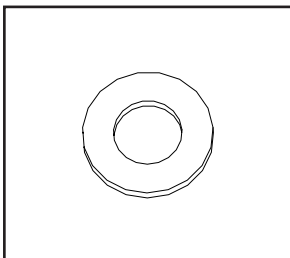
Position 5

Bearing_SNR_
ucp204



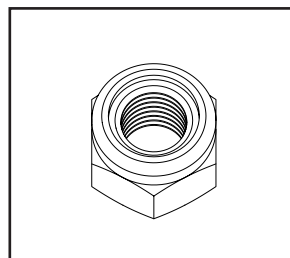
Position 6

M10x40



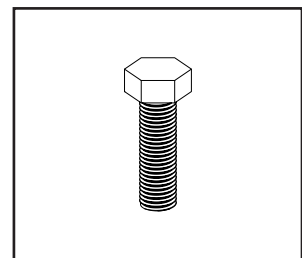
Position 7

M10 Washer



Position 8

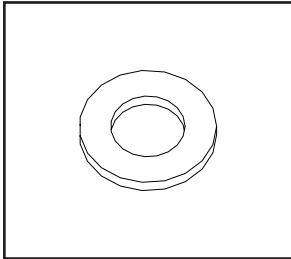
M10 Nut



Position 9

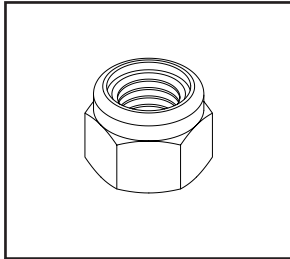
M12x40

Assembly elements:



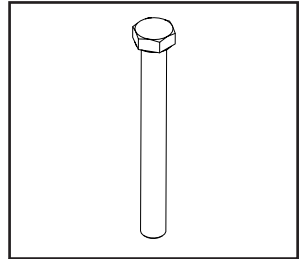
Position 10

Washer M12



Position 11

Nut M12

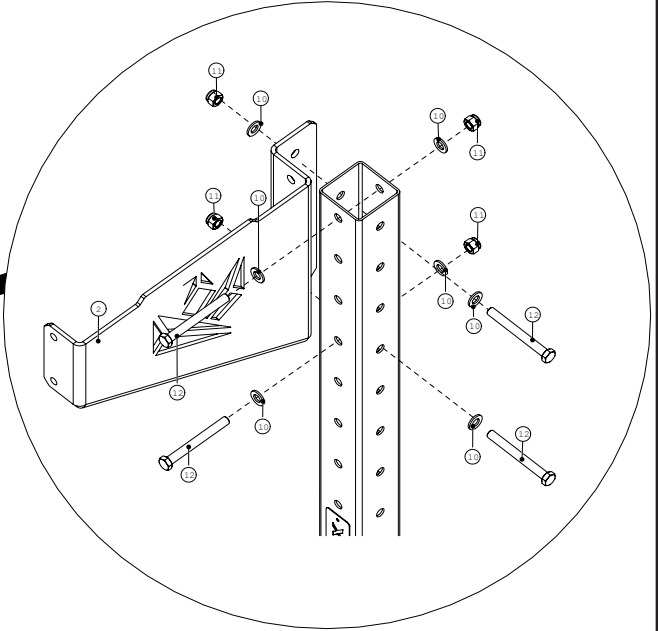
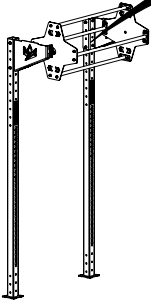


Position 12


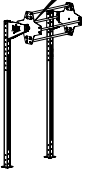
M12x110

Assembly instruction:

STEP: 1



STEP: 2



Assembly instruction:

STEP: 3

