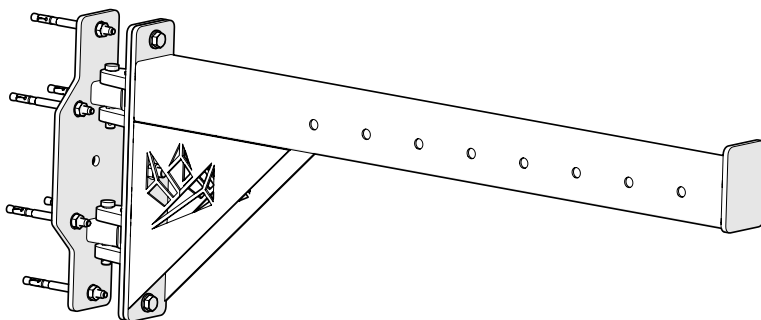



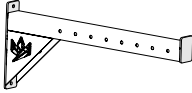
# Foldable Mighty Branch





**KingsBox**


# Assembly elements:


<b>SAMPLE</b>

<b>position</b>
<b>part name</b>



<b>position 1</b>
<b>Royal Branch F</b>



<b>position 2</b>
<b>Branch Part Foldable Branch</b>



<b>position 3</b>
<b>Wall Part Foldable Branch</b>


<b>position 4</b>
<b>Pin 84x12</b>


<b>position 5</b>
<b>Bushing 16-12</b>


<b>position 6</b>
<b>M12x90</b>


<b>position 7</b>
<b>M12x40</b>

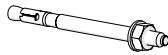

<b>position 8</b>
<b>M12 Washer</b>

# Assembly elements:



**position 9**

**M12 Nuts**

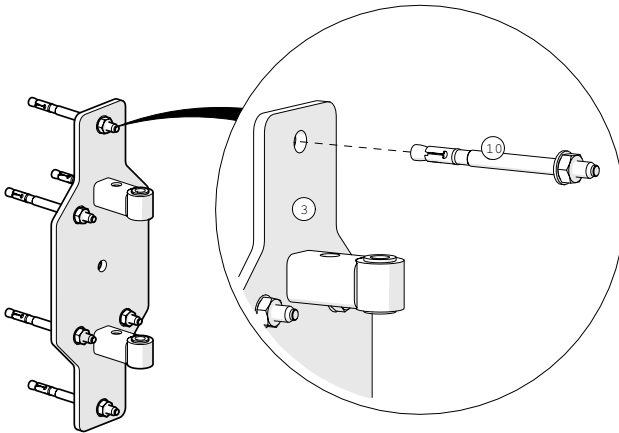


**position 10**

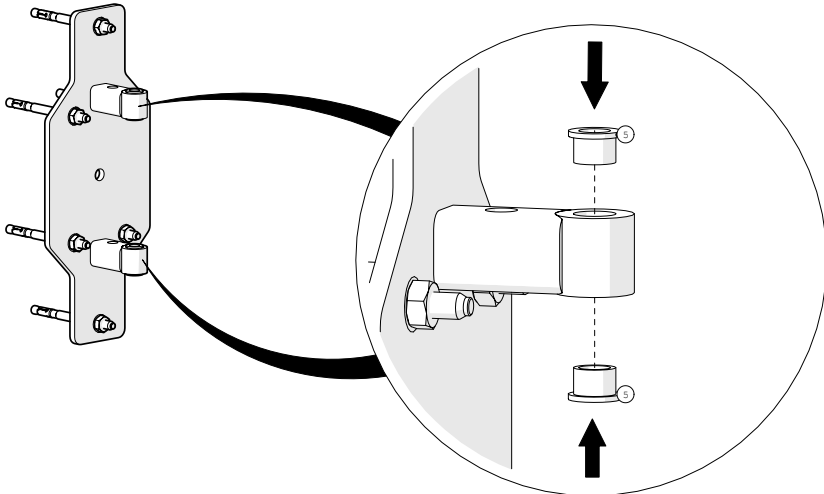
**concrete screw (not  
included)**

# Assembly instruction:

**STEP: 1**

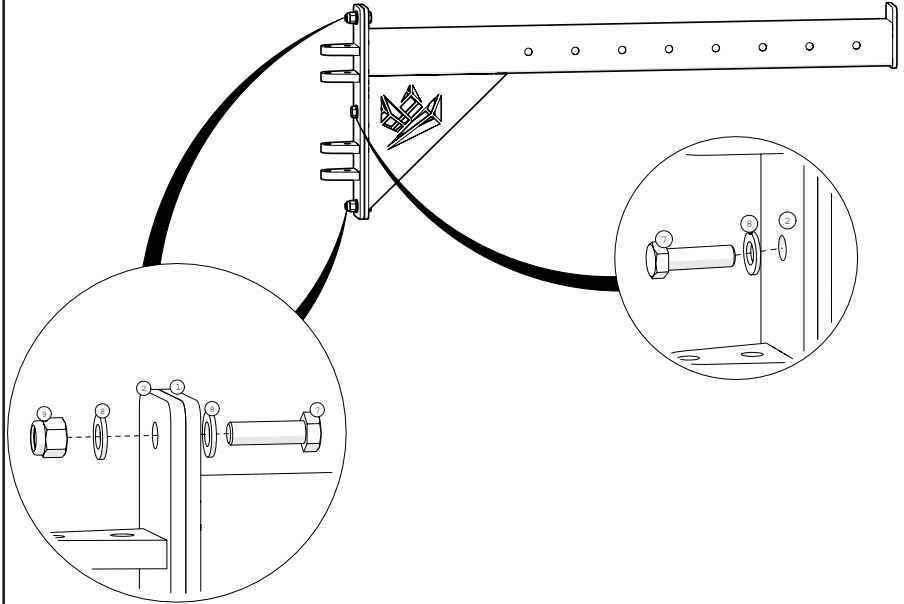


**STEP: 2**

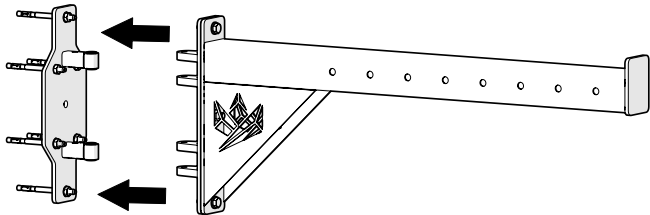


# Assembly instruction:

## STEP: 3

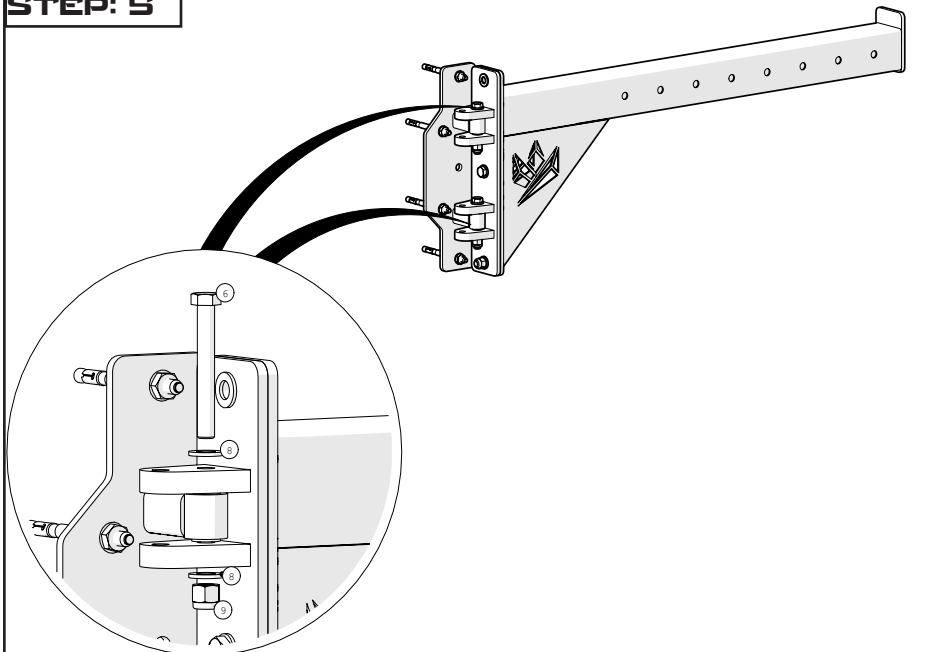


## STEP: 4



# Assembly instruction:

**STEP: 5**



**STEP: 6**

