


# Bumper 3 Wall Storage

(KBO8RI-089)



**Manufacturer:**

Kingsbox d.o.o.  
Partizanska 129, 6210 Sežana  
Slovenia

**Customer service:**

Write us on ***info@kingsbox.com*** or send us a message through our website at ***www.kingsbox.com/help***

**Usage class:**

Studio (S)

**Designed in compliance with:**

ISO 20957

**Warnings:**

- Freestanding equipment shall be installed on a stable and levelled base
- All equipment designed with anchoring/attachement holes (e.g. rigs, racks, equipment and accessories for racks, storage pins/shelves, etc.) should be securely screwed to the fixed ground/wall/rack structure through all the designated fixing holes and with appropriate sized screws.
- Injuries to health may result from incorrect or excessive training
- Keep unsupervised children away from the equipment

**Maximum mass on storage pins: 70 kg/pin**

## **ATTENZIONE!**

**Se la struttura non viene fissata a terra e/o al muro, può rib-altarsi e/o provocare danni a persone o oggetti in immediata vicinanza.**

I bulloni per il fissaggio del rig a muro e/o al pavimento non sono inclusi nel pacco, in quanto per diversi tipi di muro e pavimentazione bisogna utilizzare diversi tipi di bulloni d'ancoraggio.

---

## **OPOZORILO!**

**Če se struktura prevrne, lahko pride do resnih telesnih poškodb. Da bi preprečili nevarnost, da se ta struktura prevrne, mora biti pritrjena na steno in / ali v tla.**

Vijaki za pritrjevanje strukture na steno oz. tla niso priloženi, saj različne sestave zidov oz. tal zahtevajo različne vrste pritrdilnih elementov. Uporabite take, ki ustrezajo sestavi vaše stene oz. tal.

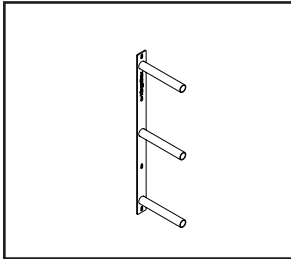
---

## **WARNING!**

**If the structure is not secured to the ground and / or to the wall, it may overturn and / or cause damage to person or object in the immediate vicinity.**

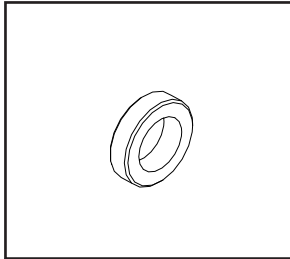
The fixing bolts for wall and / or floor are not included in the pack-age, since different types of anchor bolts must be used for different wall / floor types.

# Assembly elements:



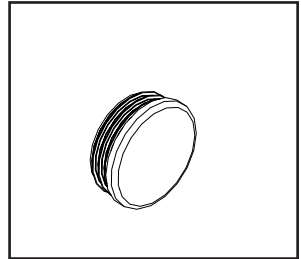
**Position 1**

**1x Bumper 3 Wall  
Storage**



**Position 2**

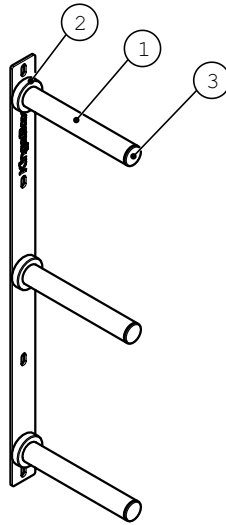
**3x Spacer fi48  
Rubberry**



**Position 3**

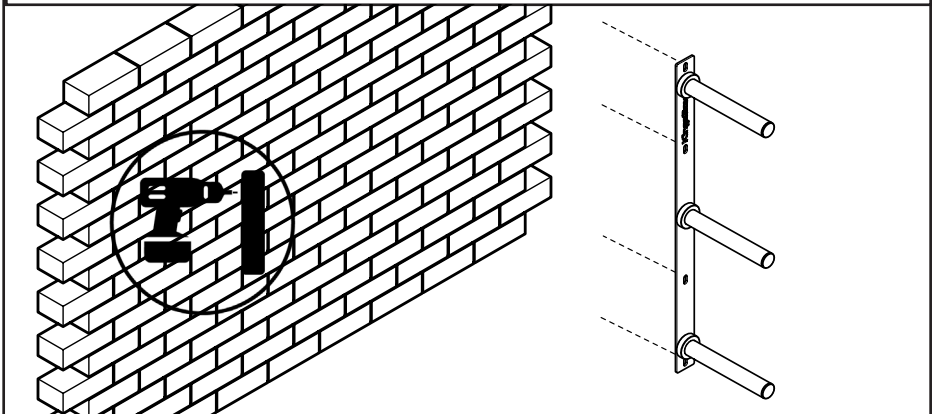
**3x Plug fi P1,5**

# Assembly instruction:



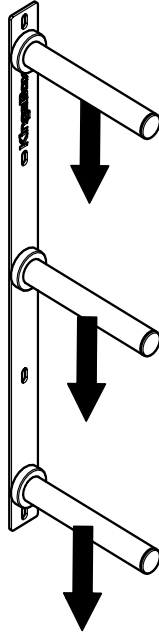
## Mounting on the wall:

**To be mounted with 4x M12 wall anchor screws. Bumper 3 Wall Storage kit does not include screws for fixation on the wall. For correct installation on your type of wall, please consult with a technician in a construction material store.**



# Assembly instruction:

Max. load:



**Max. load:  
70 kg/pin**