


# KingsBox Safety Plates for Rack Pulley Systems



**KingsBox®**  
BUILDING BETTER HUMANS

**Manufacturer:**  
Kingsbox d.o.o.  
Bazoviška 7a, 6210 Sežana  
Slovenia

**KingsBox®**  
BUILDING BETTER HUMANS

**Customer service:**

Write us on [info@kingsbox.com](mailto:info@kingsbox.com) or send us a message through our website at [www.kingsbox.com/help](http://www.kingsbox.com/help)

**Usage class:**

Studio (S)

**Designed in compliance with:**

ISO 20957

**Warnings:**

- Freestanding equipment shall be installed on a stable and levelled base
- All equipment designed with anchoring/attachement holes (e.g. rigs, racks, equipment and accessories for racks, storage pins/shelves, etc.) should be securely screwed to the fixed ground/wall/structure through all the designated fixing holes and with appropriate sized screws.
- Injuries to health may result from incorrect or excessive training
- Keep unsupervised children away from the equipment

**OPOZORILO!**

Če se struktura prevrne, lahko pride do resnih telesnih poškodb. Da bi preprečili nevarnost, da se ta struktura prevrne, mora biti pritrjena na steno in / ali v tla.

Vijaki za pritrjevanje strukture na steno oz. tla niso priloženi, saj r različne sestave zidov oz. tal zahtevajo različne vrste pritrdilnih elementov. Uporabite take, ki ustrezajo sestavi vaše stene oz. tal.

**WARNING!**

If the structure is not secured to the ground and / or to the wall, it may overturn and / or cause damage to person or object in the immediate vicinity.

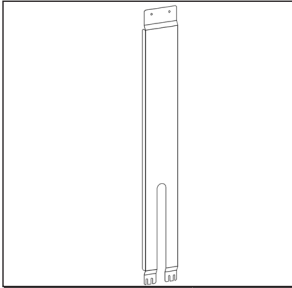
The fixing bolts for wall and / or floor are not included in the pack-age, since different types of anchor bolts must be used for different wall / floor types.

**ATTENZIONE!**

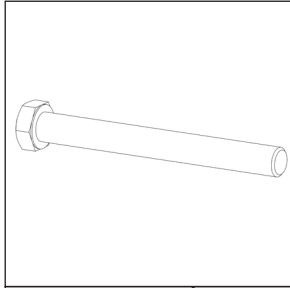
Se la struttura non viene fissata a terra e/o al muro, può ribaltarsi e/o provocare danni a persone o oggetti in immediata vicinanza.

I bulloni per il fissaggio del rig a muro e/o al pavimento non sono inclusi nel pacco, in quanto per diversi tipi di muro / pavim-entazione bisogna utilizzare diversi tipi di bulloni d'ancoraggio.

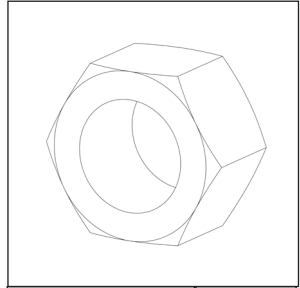
## Assembly elements:



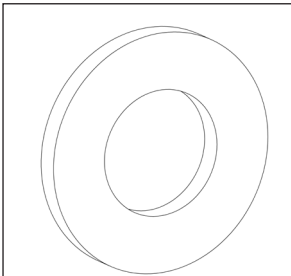
<b>Position 1</b>	<b>1×</b>
<b>Safety Plate</b>	



<b>Position 2</b>	<b>6×</b>
<b>Bolt M12X110</b>	

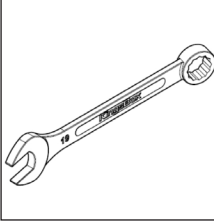


<b>Position 3</b>	<b>6×</b>
<b>Nut M12</b>	



<b>Position 4</b>	<b>12×</b>
<b>Washer M12</b>	

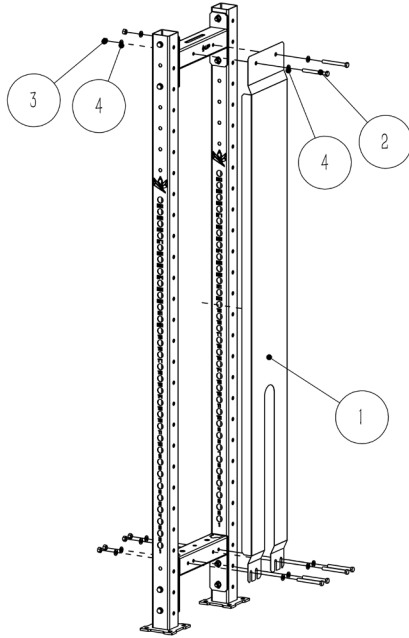
## Tools needed:



**Wrench 19**  
2x

# Assembly instruction:

# 1



# 2

